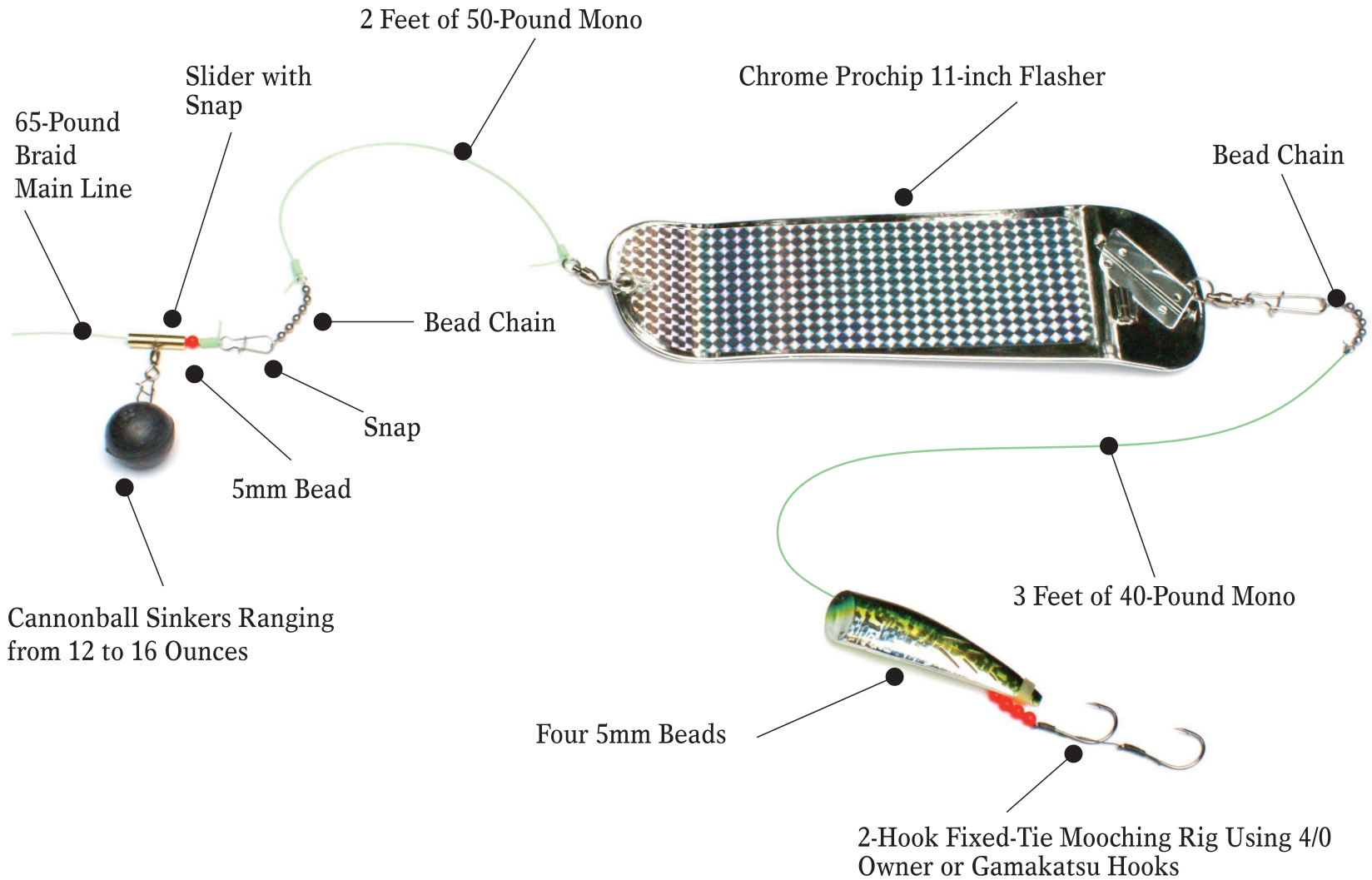




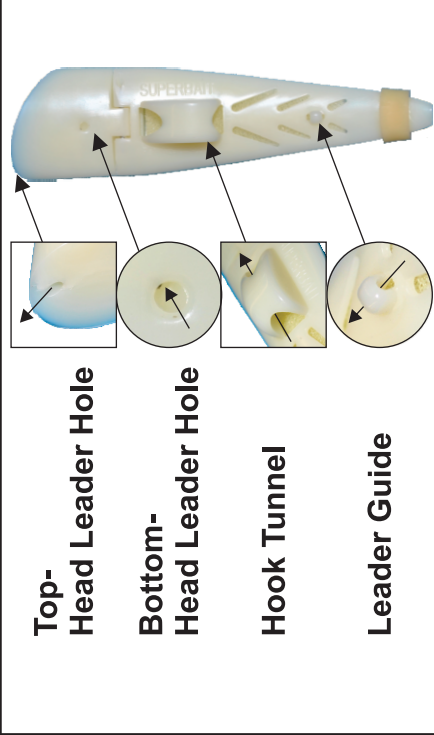
BRAD'S SUPER BAIT & SUPER BAIT CUT-PLUG SETUP



Super Bait & Super Bait Cut Plug

The Brad's Super Bait Cut Plug® can be setup in many ways to be an effective fish catching lure! You may find more ways than listed here. This lure opens the door for creative fishing!

Baiting: The type of bait used may vary depending on the species of fish being pursued. Using canned fish such as tuna in oil, sardines, or/and chopped herring along with your favorite scent can enhance the fish catching performance significantly. Be creative mixing your own secret Super Bait Cut Plug® Recipe.

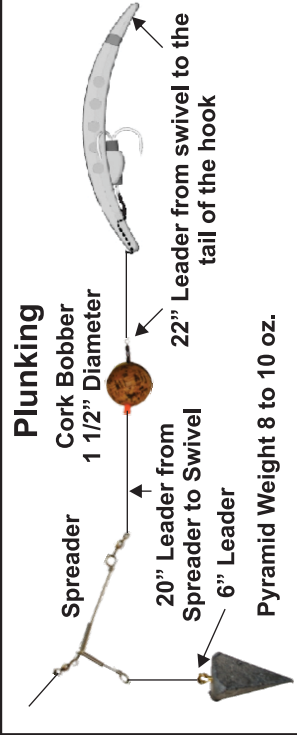


Top-Head Leader Hole

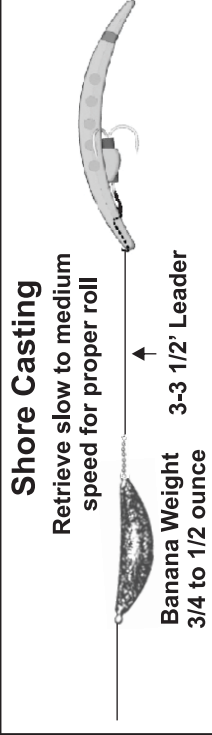
Bottom-Head Leader Hole

Hook Tunnel

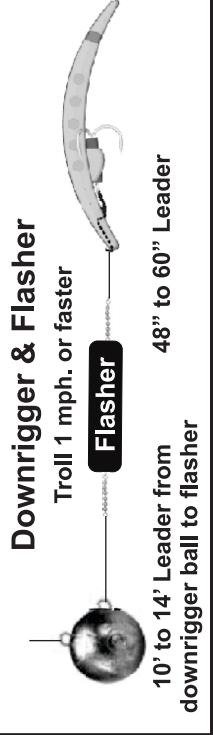
Leader Guide



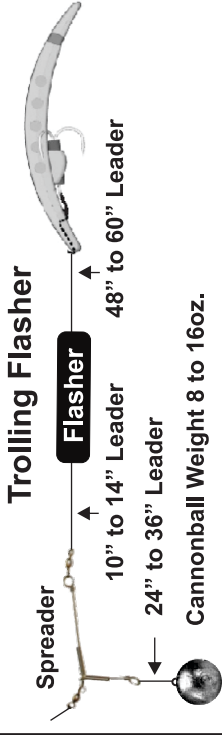
Plunking



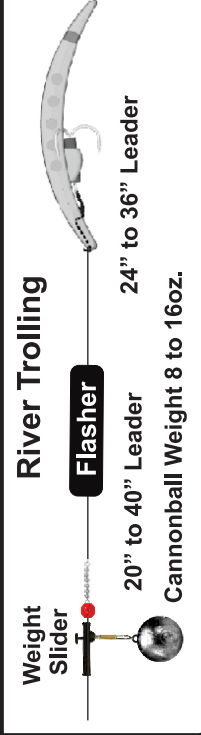
Shore Casting



Downrigger & Flasher



Trolling Flasher



River Trolling



Standard Rigging with Bead:

- Hook: (1) #2 Treble Hook
- Bead: (1) #6 Round Bead

Swivel: (1) 3 Bead Chain Swivel

Run leader through: Leader Guide, Hook Tunnel, & Head Leader Hole & set swivel under the Band



Single Siwash Bead Chain Swivel:

- Hook: (1) #2/0 Siwash Hook
- Swivel: (1) 3 Bead Chain Swivel

Run leader through: Leader Guide, Hook Tunnel, & Head Leader Hole & set swivel under the Band



Double Mooching Rig with Beads:

- Hook: (1 Bottom) #3/0 (1 Top) #4/0 Octopus Hook
- Bead: (1 Top) #8 (3 Bottom) #5 Round Beads

Run leader through: Hook Tunnel, & Head Leader Hole



Single Hook with Tube & Beads:

- Hook: (1) #4/0 Octopus Hook
- Bead: (2 Bottom) #6 (1 Top) #8 Round Beads

Swivel: #5 Barrel Swivel

Run leader through: #6 Bead, Tubing #6 & #8 Beads, Hook Tunnel, & Head Leader Hole



Double Mooching Rig in Tubes with Bead:

- Hook: (1 Bottom) #3/0 (1 Top) #4/0 Octopus Hook
- Bead: (1) #8 Round Beads

Run leader through: #6 Bead, Hook Tunnel, & Head Leader Hole



Mooching Rig with Treble & Octopus Hooks:

- Hook: (1 Bottom) #3/0 Octopus Hook (1 Top) #2 Treble Hook

Run leader through: Hook Tunnel, & Head Leader Hole